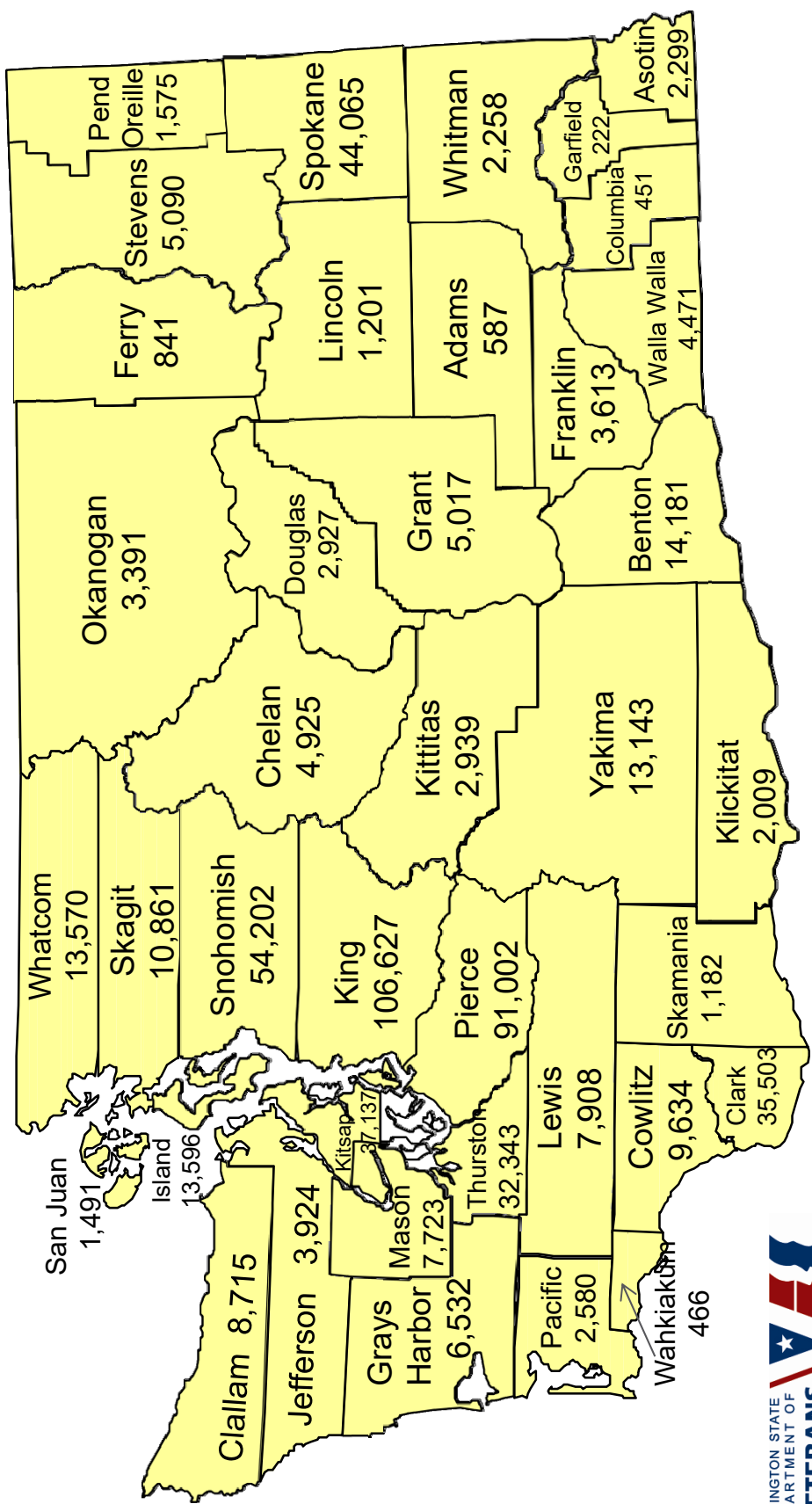


Washington State

Veteran Population by County 2017



Total State Veteran Population 560,200



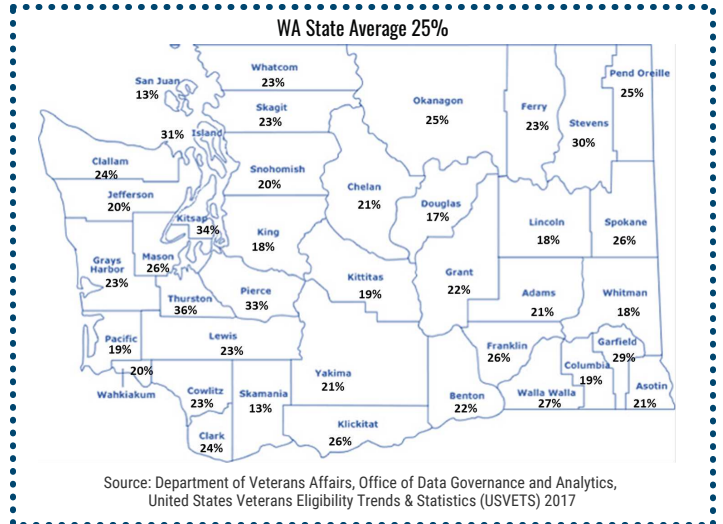
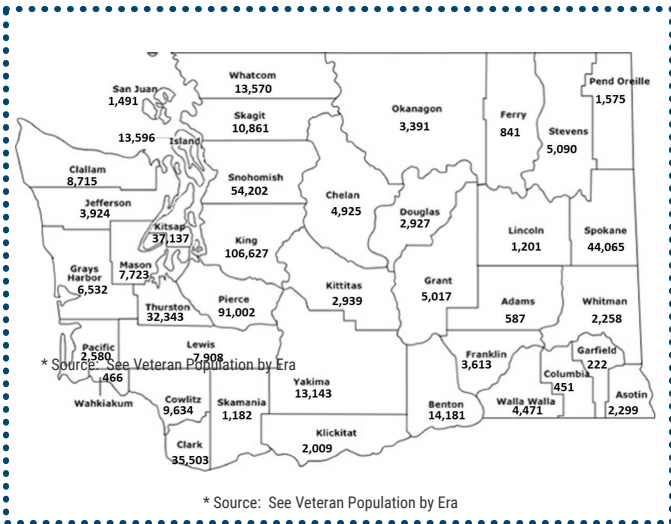
ALMOST EVERYTHING YOU NEED TO KNOW



About Veterans in Washington State

2017 Total Veteran Population: 560,200

% of Veterans Receiving VA Disability Compensation or Pension Benefits - 2017



Veteran Population by Era - 2017

Wartime Veterans: 441,588 Peacetime Veterans: 110,704 WWII: 12,716 Korean Conflict (KC): 31,255
Vietnam Era (VNE): 190,015 Gulf War Era (GWE): 225,526

Pre-WWII: 49 WWII Only: 11,179 WWII & KC Only: 1,000 WWII, KC, VNE: 536
Between WWII & KC: 1,037 KC Only: 26,226 KC & VNE Only: 3,493 Between KC & VNE: 32,318

VNE Only: 173,628 VNE & GWE-Pre 9/11 Only: 10,106 VNE, GWE-Pre 9/11, GWE Post 9/11: 2,251

* Source: https://www.va.gov/vetdata/docs/Demographics/New_Vetpop_Model/7L_VetPop2016_POS_State.xlsx

Gender



Male Veterans: 494,719
Female Veterans: 57,572

* Source: See Veteran Population by Era

Age



Ages 17-44: 117,080
Ages 45-64: 188,828
Ages 65-84: 207,791
Age 85+: 38,593

* Source: See Veteran Population by Era

Military Retirees



Army: 26,250
Navy: 25,242
Marines: 2,355
Air Force: 20,341
Coast Guard: 2,846

Source: 2016 Department of Defense Office of the Actuary

Top 10 Counties with the Highest Concentration of Homeless Veterans



1. King - 1,329
2. Pierce - 136
3. Spokane - 118
4. Kitsap - 91
5. Snohomish - 65
6. Whatcom - 51
7. Walla Walla - 45
8. Thurston - 38
9. Yakima - 32
10. Clark - 30

Source: 2017 HUD Point in Time Count

Top 10 Counties with Largest Veteran Population



1. King: 102,901
2. Pierce: 90,907
3. Snohomish: 53,273
4. Spokane: 43,451
5. Kitsap: 37,105
6. Clark: 35,003
7. Thurston: 32,564
8. Benton: 14,014
9. Island: 13,701
10. Whatcom: 13,350

* Source: See Veteran Population by Era